

## Guidance to register and submit an application to the EMKP Application Portal.

1. **Registration.** Please click on the “Register to apply” button to create your account.

Application Portal

Login Register

**EMKP**

# Welcome to The Endangered Material Knowledge Programme

The Endangered Material Knowledge Programme gives grants to support the documentation of material knowledge systems that are under threat and in danger of disappearing. The programme was established in 2018 with funding from Arcadia — a charitable fund of Lisbet Rausing and Peter Baldwin — and is hosted by the Department of Africa, Oceania and the Americas at the British Museum. Read about the programme, ongoing projects and the application process on our [website](#).

Register to apply Log in

### Discover our grants!

#### Documentation grants

The Documentation grants provide funding to document material knowledge systems that are under threat and in danger of disappearing.

This includes knowledge systems associated with the making, use, repair and re-purposing of material objects, spaces, architecture, performances and environments. In order to qualify for these grants, these knowledge systems must still be actively pursued or at least practised within the living memory of the knowledge holders.

Large Grant: Up to 24 months with a maximum award of £100,000.


Small Grant: Up to 12 months with a maximum award of £20,000.

#### Digitisation grants

The legacy digitisation grant provides funding to digitise collections or materials relating to endangered material knowledge.

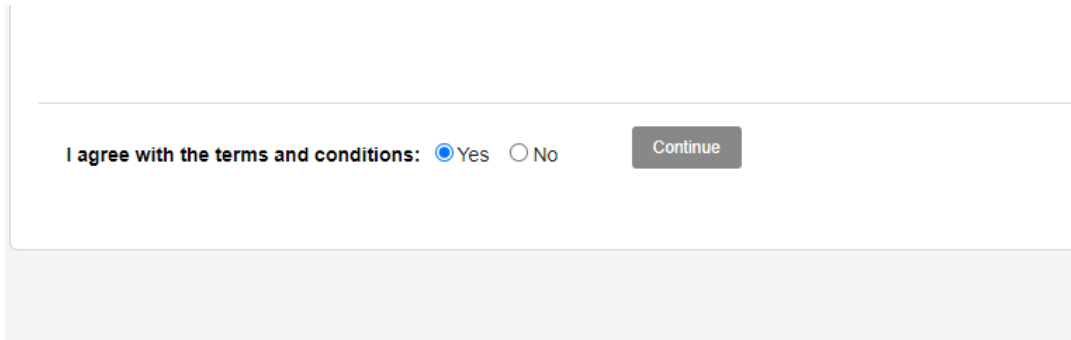
Collections to be digitised can include varying types of records kept by researchers or stored in repositories without the means to be digitised.

EMKP Legacy Digitisation Grant: Up to 12 months with a maximum award of £20,000.



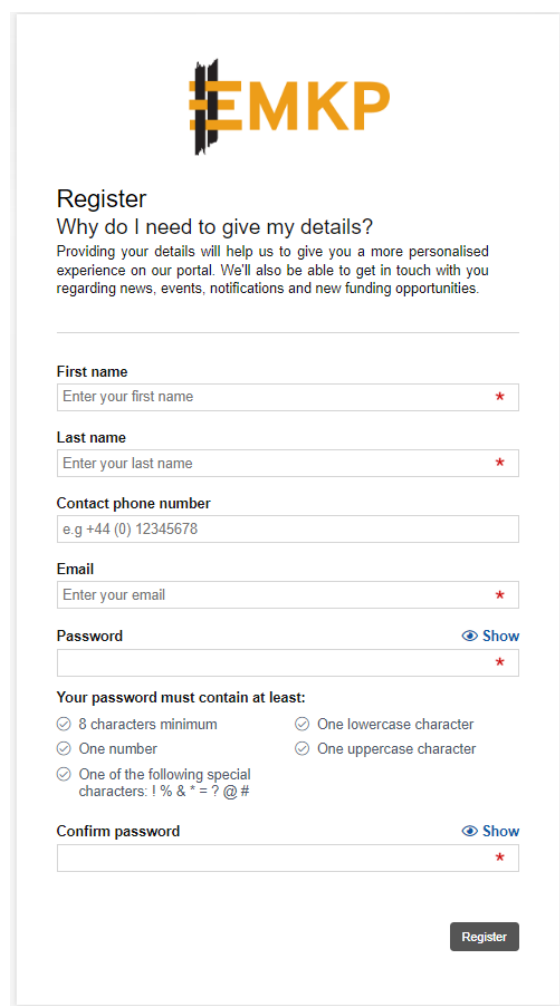
EMKP Grantee Wuthigrai Siriphon carves a piece of wood with a hammer and chisel, under the guidance of woodworker Phromma Charoensri. Ban Rai, Thailand, 2020 (Photo: Sasicha Srijanchom)

2. Accept the Data Protection and Privacy Policy to proceed to the registration form.



I agree with the terms and conditions:  Yes  No

3. Register. Please fill in the registration form.



**EMKP**

### Register

Why do I need to give my details?  
Providing your details will help us to give you a more personalised experience on our portal. We'll also be able to get in touch with you regarding news, events, notifications and new funding opportunities.

**First name**  
Enter your first name \*

**Last name**  
Enter your last name \*

**Contact phone number**  
e.g +44 (0) 12345678

**Email**  
Enter your email \*

**Password**  \*  
Your password must contain at least:  
 8 characters minimum  One lowercase character  
 One number  One uppercase character  
 One of the following special characters: ! % & \* = ? @ #

**Confirm password**  \*

4. **Confirm Email address.** Go to your email inbox and click on the “confirm email” link.

### Registration Email >



**EMKP** <no-reply@eu.mail.flexigrant.com>

para mí ▾

Dear Loreto Granados,

**This is an automated alert from EMKP please do not reply directly to this email.**

To complete your EMKP registration please confirm your email address by clicking on the following link:


[Confirm Email Address](#) \*

\* Please only use this link once as it will become inactive once your email address has been validated.

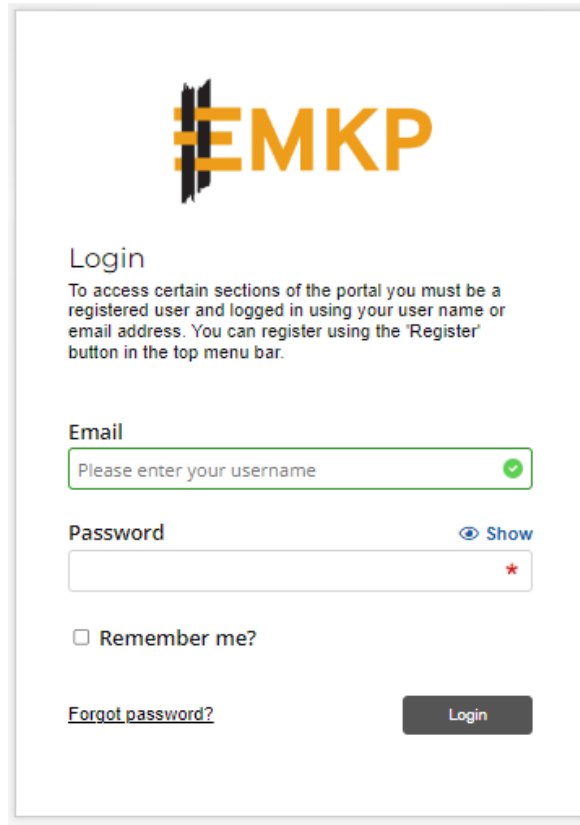
Best wishes

The EMKP Team.

5. **Email confirmed.**

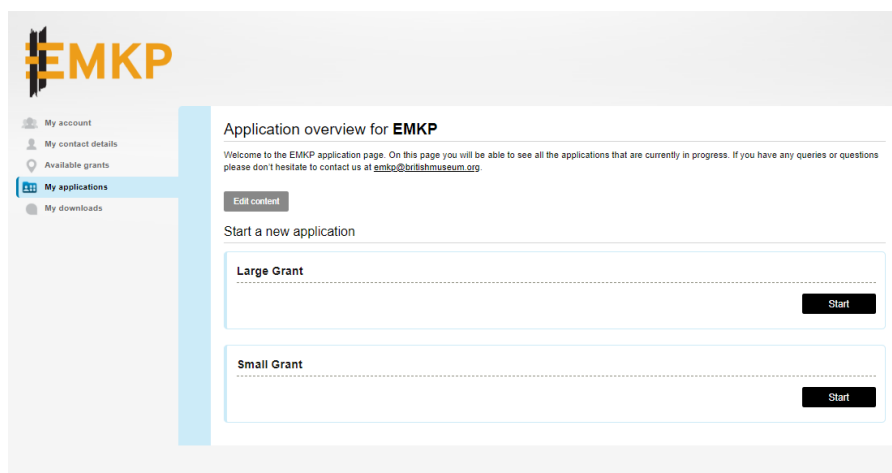


6. Log in the application portal.



The screenshot shows the EMKP login page. At the top is the EMKP logo. Below it is the heading "Login" followed by a paragraph: "To access certain sections of the portal you must be a registered user and logged in using your user name or email address. You can register using the 'Register' button in the top menu bar." There are two input fields: "Email" with a placeholder "Please enter your username" and a green checkmark icon, and "Password" with a "Show" toggle and a red asterisk icon. Below the password field is a "Remember me?" checkbox. At the bottom left is a link for "Forgot password?" and at the bottom right is a "Login" button.

7. Select the grant type and start your application.



The screenshot shows the EMKP application overview page. On the left is a navigation menu with "My applications" selected. The main content area is titled "Application overview for EMKP" and includes a welcome message and contact information. Below this is an "Edit content" button and a "Start a new application" section. This section contains two options: "Large Grant" and "Small Grant", each with a "Start" button.